



Fit for the future, protecting profitability and cash flow

SVP, Investor Relations Ulla Paajanen

16 September 2019

Disclaimer




It should be noted that Stora Enso and its business are exposed to various risks and uncertainties and certain statements herein which are not historical facts, including, without limitation those regarding expectations for market growth and developments; expectations for growth and profitability; and statements preceded by “believes”, “expects”, “anticipates”, “foresees”, or similar expressions, are forward-looking statements. Since these statements are based on current plans, estimates and projections, they involve risks and uncertainties which may cause actual results to materially differ from those expressed in such forward-looking statements. Such factors include, but are not limited to: (1) operating factors such as continued success of manufacturing activities and the achievement of efficiencies therein, continued success of product development, acceptance of new products or services by the group’s targeted customers, success of the existing and future collaboration arrangements, changes in business strategy or development plans or targets, changes in the degree of protection created by the group’s patents and other intellectual property rights, the availability of capital on acceptable terms; (2) industry conditions, such as strength of product demand, intensity of competition, prevailing and future global market prices for the group’s products and the pricing pressures thereto, price fluctuations in raw materials, financial condition of the customers and the competitors of the group, the potential introduction of competing products and technologies by competitors; and (3) general economic conditions, such as rates of economic growth in the group’s principal geographic markets or fluctuations in exchange and interest rates. All statements are based on management’s best assumptions and beliefs in light of the information currently available to it and Stora Enso assumes no obligation to publicly update or revise any forward-looking statement except to the extent legally required.

Stora Enso at a glance

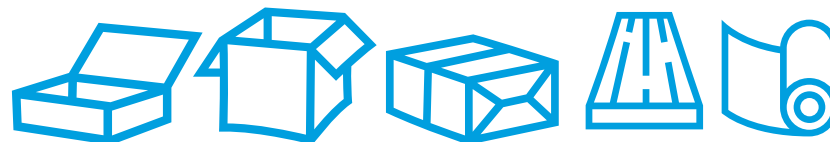


**Leading producer of
board, pulp, wood
products and paper**

We know the origin of
all the wood we use.
100% comes from
sustainable sources.



30 countries
10.5 BEUR sales 2018



15.5% Operational ROCE
in 2018

12.6% EBIT margin
2018

1.1 Net debt to operational
EBITDA 2018

9%
of our sales came from **new
products and services**
in 2018

We employ
26 000 people













Everything
that's made
with fossil-based
materials today
can be made from a
tree tomorrow.

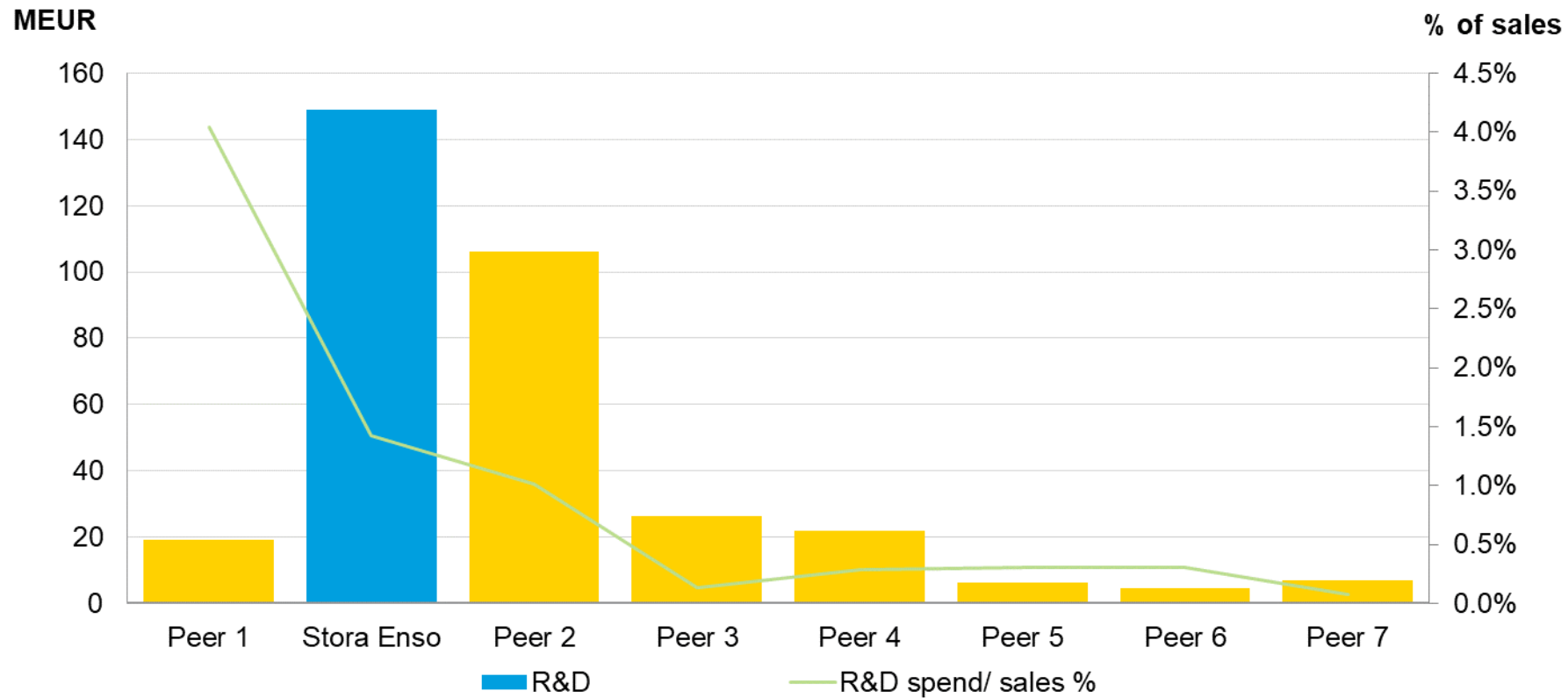


We are well-positioned for profitable growth – strength of our portfolio



		Sales 2018 EUR and % of group's sales	Market growth	Position
	Consumer Board	+ 2.6 BEUR  25%	2016–2030 for virgin board: Europe 1.8%, North America 1.2%, Latin America 3.3%, China 4.3%, Rest of Asia 3.4%, Africa 2.5%	#1 in LPB, FSB and CUK in Europe or the world
	Packaging Solutions	+ 1.3 BEUR  13%	High quality SC fluting 1-3%; Kraftliner 2–3% excl. North Am; Testliner 3–4% Eastern Europe	#6 in containerboard in Europe
	Biomaterials	+ 1.6 BEUR  16%	Market pulp 2.3%; Fastest growth in tissue (3.2%)	Widest pulp grades portfolio #1 in Europe in fluff
	Wood Products	+ 1.6 BEUR  15%	Global sawn softwood 2–3%, European new construction 3.5%	#1 in Europe and #4 in the world in supplying wooden construction material
	Paper	- 3.1 BEUR  29%	Declining 3–5% annually	#2 in Europe

We are investing more in innovation and R&D



R&D expenditure in 2018
149 MEUR

- Peers:**
 Borregaard
 IP
 Metsä Board
 Mondi
 SCA
 Smurfit Kappa
 UPM

Source: Stora Enso, annual reports 2018

New products and services sales 9% in 2018



In 2018

9%

of our sales came from new products and services

Long-term target

15%

of our sales is expected to come from new products and services



We see many new opportunities to replace fossil-based materials



Lignin-based products

- Lineo™ by Stora Enso
- Carbon fibre
- Carbon for energy storage

- **Market size 1.2 BEUR**
- **Growth ~20%/a**
- **EBITDA 30–50%**



Biocomposites

- DuraSense™ by Stora Enso for wood-based biocomposites
- Less fossil-based materials with higher share of fibre

- **Market size 7 BEUR**
- **Growth ~15%/a**
- **EBITDA 20–30%**



Liquid packaging MFC

- Source reduction

MFC films

- Functional barriers for paper and board packaging

- **Market size 1.5 BEUR**
- **Growth ~5%/a**
- **EBITDA >20%**

DuraSense by Stora Enso and Formed fiber – gradually replacing plastics



DuraSense by Stora Enso

- Biocomposites enable the use of renewable wood in products typically produced from plastics, such as disposable cutlery, furniture, as well as storage and logistics goods
- Includes renewable materials and can reduce the consumption of fossil-based plastic by up to 60%
- Always a better alternative than fossil-based plastic
 - For example, with wood fibre we can reduce the carbon footprint of a product up to 80%

Formed fiber


- 5 MEUR investment in Hylte Mill Sweden
 - A new production line and related infrastructure to produce e.g. inserts, containers, cups, industrial packaging, etc.
 - Enables manufacturing of products that are renewable, recyclable and biodegradable and do not contain any plastic



Investment in bio-based carbon materials for energy storage



- Investment further strengthens Stora Enso's opportunities to replace fossil-based and mined raw materials as well as to connect sustainable materials to ongoing technology innovations.
- Wood-based carbon can replace fossil-based graphite and be utilised as a crucial component in batteries typically used in consumer electronics, the automotive industry and large-scale energy storage systems
- 10 MEUR investment to build a pilot facility for producing bio-based carbon materials based on lignin
 - Pilot plant to Sunila Mill in Finland
 - Construction of the pilot facility to be complete by early 2021
 - Decisions about commercialisation will follow after evaluating the results of the pilot-scale production



Events during Q2



- Decision on Oulu conversion
 - 350 MEUR investment
 - Conversion of PM7 into 450 000 t/a high-quality virgin-fibre-based kraftliner production
 - Closure of PM6 and the sheeting plant
 - Paper production ending in Sept 2020
 - Production of kraftliner to start by the end of 2020
- A new renewable paperboard for paper cups, Cupforma Natura Solo™ introduced
 - Without a traditional plastic coating layer
 - Designed for full fibre recovery in a recycling process
- DuraSense White launched
 - Biocomposite with lower carbon footprint suitable for replacing plastic packaging components as caps, lids and other types of food contact closures



Innovative and award-winning design



WORLDSTAR
WINNER 2017

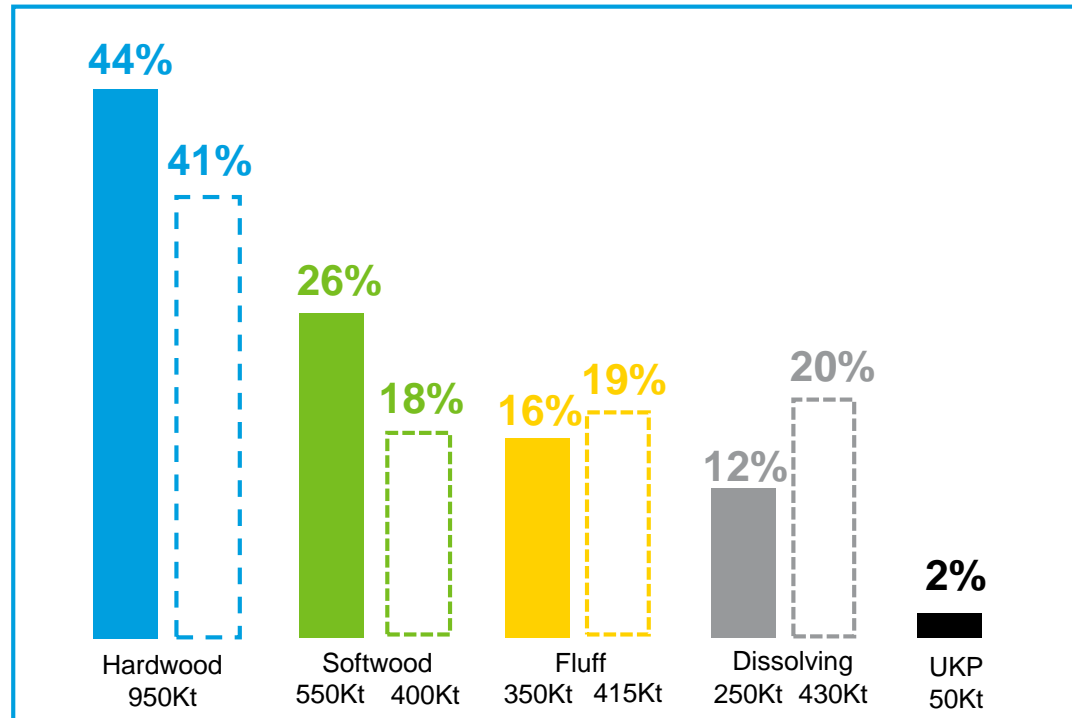


- Leak-tight renewable and 100% recyclable packaging for fresh fish
- WorldStar packaging award
- Sustainability award by World Packaging Organisation

First steps of moving towards a more specialised pulp mix visible in 2019



Market pulp forecast for rolling 12 months (Q3/19-Q2/20)



By 2020 after conversions

Pulp sensitivity analysis

10% change in prices, impact on operational EBIT



10% increase in	Positive impact*
Hardwood pulp** prices	50 MEUR
Softwood pulp prices	30 MEUR
Fluff pulp prices	25 MEUR
Dissolving pulp prices	20 MEUR
Market pulp prices, total	125 MEUR

* Impact on operational EBIT for the next twelve months. A decrease of pulp prices would have the opposite impact.

** Includes 700 000 tonnes from Montes del Plata

Clothes made of wood

Dissolving pulp for the textile industry



Trees

Dissolving pulp

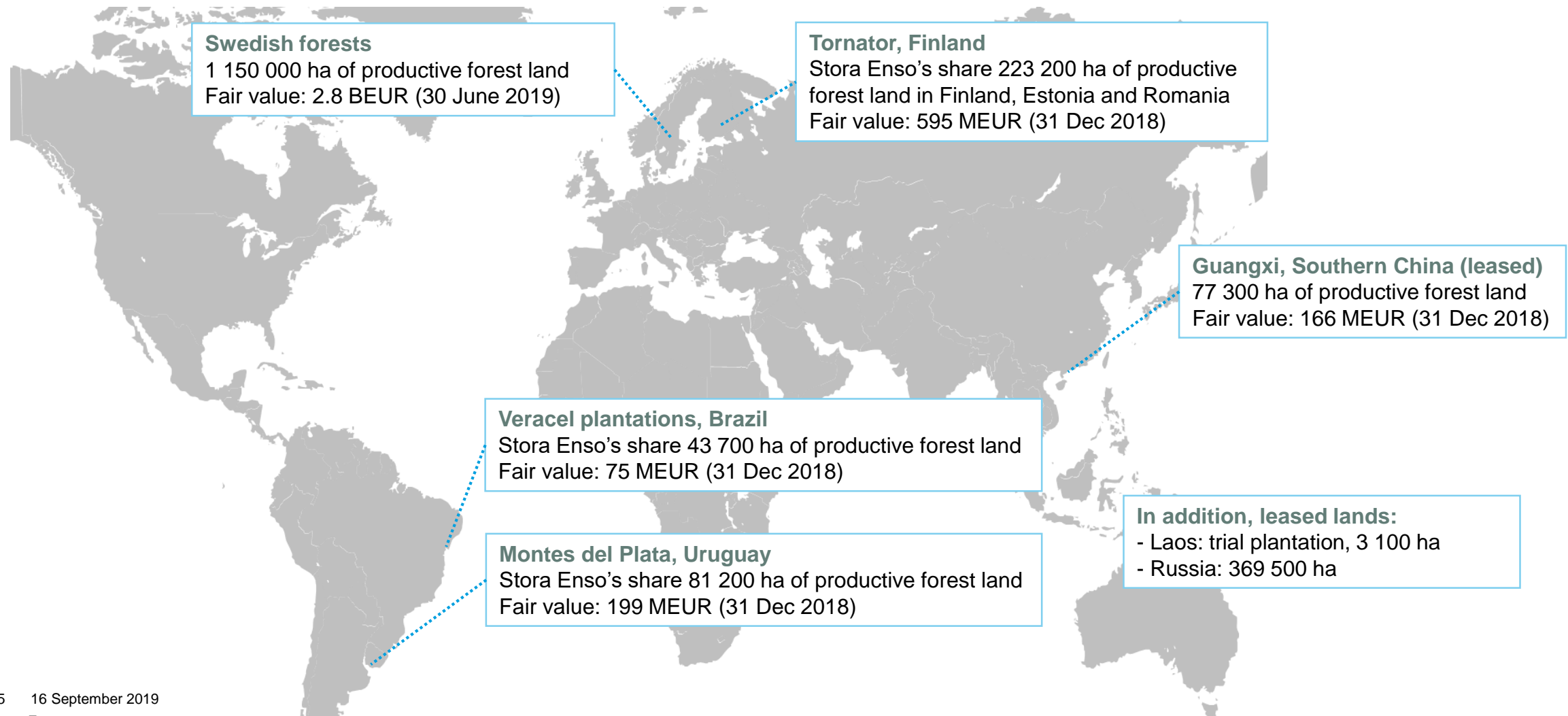
Wood based
staple fiber

Yarn

Fabric, knitwear

Brand owners

Forest assets – Northern and Southern hemisphere



Bergvik Skog transaction



	Hectares	Price per ha (EUR)	Value (BEUR)
Indirect ownership*	1 150 000	2 000	2.3
EUR to SEK translation impact on indirect ownership (June 2019 vs Dec 2018)			-0.1
Acquired additional forest	250 000	2 400	0.6
Total forest holdings in Sweden	1 400 000	2 000	2.8
Forest value based on Billerud Korsnäs/AMF**	1 400 000	3 700	5.1
Forest value based on LRF**	1 400 000	5 700	7.9

* As at 31 Dec 2018 indirect ownership 49.79% of Bergvik Skog

** AMF Pensionsförsäkring AB, LRF Konsult

Profit protection programme target increased to 200 MEUR



- Programme is proceeding ahead of plan
 - 60 MEUR cost savings achieved by end of Q2
 - About half of the increased target will be achieved during 2019 and the full impact by the end of 2020
- Programme includes announced Wood Products related actions for value creation



Strong cash flow

Summary financials Q2 2019



MEUR	Q2/19	Q2/18	Change% Q2/19- Q2/18	Q1/19	Change% Q2/19- Q1/19
Sales	2 608	2 664	-2.1%	2 635	-1.0%
Operational EBITDA	435	466	-6.6%	471	-7.6%
Operational EBITDA margin	16.7%	17.5%		17.9%	
Operational EBIT	287	327	-12.3%	324	-11.4%
Operational EBIT margin	11.0%	12.3%		12.3%	
Profit before tax excl. IAC	214	285	-25.0%	286	-25.2%
Net profit for the period	52	213	-75.6%	226	-76.9%
EPS excl. IAC, EUR	0.22	0.31	-27.5%	0.30	-25.8%
EPS (basic), EUR	0.08	0.28	-73.2%	0.29	-74.5%
Operational ROCE	11.3%	15.5%	-27.1%	14.0%	-19.3%
Cash Flow from Operations	548	357	53.4%	223	145.6%
Net debt/last 12 months' operational EBITDA	2.2*	1.3		1.7	

* Restructuring of Swedish forest holding impact 0.6x and adoption of IFRS 16 Leases impact 0.3x

Development of strategic targets



Group strategic targets		Q2 18	Q2 19	
Dividend	To distribute 50% of EPS over the cycle	0.41*	0.50*	●
Growth**	To grow faster than the relevant market	5.4% (YoY)	-0.9% (YoY)	●
Net debt to operational EBITDA	<2.0x	1.3	2.2	●
Fixed costs to sales	<20%	23.5%	23.3%	●
Net debt to equity	<60%	40%	59%	●
Operational ROCE	>13%	15.5%	11.3%	●

Divisional strategic targets		Q2 18	Q2 19	
Consumer Board	Operational ROOC > 20%	13.1%	12.8%	●
Packaging Solutions	Operational ROOC > 20%	25.6%	16.3%	●
Biomaterials	Operational ROOC > 15%	18.6%	15.6%	●
Wood Products	Operational ROOC > 20%	31.7%	20.3%	●
Paper	Cash flow after investing activities to sales > 7%	5.7%	6.6%	●

* Annual dividend. Payment: Q1 in 2019 and Q2 in 2018 ** Excluding Paper

Outlook for 2019



Further deteriorating trading conditions caused by geopolitical uncertainties related to trade wars and a possible hard Brexit are expected to impact Stora Enso negatively. Demand growth is forecast to slow down for Stora Enso's businesses in general and demand decline is escalating for European paper. Costs are forecast to increase in 2019 compared to 2018. Stora Enso will implement additional Profit Protection measures to mitigate these cost increases and the geopolitical uncertainties. Due to the current uncertainties in the business environment Stora Enso will not comment on estimated sales development in the outlook.



Guidance for Q3 2019



- Operational EBIT is expected to be in the range of 200–280 MEUR
- During Q3, there will be annual maintenance shutdown at the Beihai, Imatra, Heinola, Ostrołęka, Enocell and Veitsiluoto mills. The total maintenance impact is estimated to be on the same level as in Q3/2018 and 30 MEUR more than in Q2 2019.

Annual maintenance	Q3 2019	Q3 2018
Consumer Board	Beihai and Imatra mills	Imatra and Ingerois mills
Packaging Solutions	Heinola and Ostrołęka kraft mills	Ostrołęka Mill
Biomaterials	Enocell Mill	Sunila Mill
Paper	Veitsiluoto Mill	Veitsiluoto Mill



Fit for the future, protecting profit and cash flow

Q2 2019 year-on-year



- Eighth consecutive quarter of double digit operational EBIT margin
- Bergvik Skog transaction completed
- Strong cash flow from operations, 548 (357) MEUR
- Further deteriorating trading conditions
- Profit protection programme increased to 200 MEUR from 120 MEUR
 - 60 MEUR positive impact so far
 - About half of the increased target will be achieved during 2019 and the full impact by the end of 2020



Welcome to Stora Enso Forest and Wood Products day for capital markets on 19 September 2019 in Stockholm



Followed by Gruvön
Mill and logging site
visits on 20
September 2019

POWER OF A TREE

Creating value in the bioeconomy

THE RENEWABLE MATERIALS COMPANY



storaenso